

Let's make a car




You will need:


- Sticky tape
- Small cereal boxes or any other box
- Straws
- Wooden skewers
- Milk bottle caps




How to:




1 Cut the straws to about the width of the box. Cut the skewers a few centimetres longer than the box.




2 Insert a skewer into each straw, like this.



3 Make a hole in the centre of each bottle cap with the pointy end of the skewer. Ask an adult to help.



4 Press the bottle caps onto the skewer ends.



5 Fix the straws onto the box with sticky tape.



6 Turn the box over and - ta-daa! You have your moving vehicle!

Now have fun customising your vehicle. What will you add?